

Paper toad stools - free downloadable template and cut files

Paper toad stools - free downloadable template and cut files is posted in the category [Christmas](#) | [Downloads](#) under [Seasons](#) | [Downloads](#).

Paper toad stools - free downloadable template and cut files

So after I outfitted my mantle with some [Silhouette trees](#) and some [tea light houses](#), I thought... hmmm what else does my mantle need.

I know. Toad stools.

So that is what I made next.

In the free files below, in addition to the top with holes in it, I included a solid shape for the top part of the toad stool so that if you are cutting yours by hand the project doesn't get insane and you can simply punch some holes with a hole punch. This also makes it a great craft to do with kids.

Simple, easy, quick.

I made two sizes of these toad stools.

Fun fact. Directly translated back from Danish, these are called turtle hats. No sitting implied, but instead a fashion item. Anyway.

The small one is about two inches tall, the large one is about two and a half inches tall. If you re-size the file, please take into consideration that the slit re-sizes with it.

I used 110 lb white cardstock for the base from the office supply store. It's a bit heavier than the standard cardstock from the craft store which is only 65 lb.

Here is a picture of the files so you can see the options I included.

Make these charming toad stools a staple in your Christmas decor - free printable and cut files

Make these charming toad stools a staple in your Christmas decor - free printable and cut files

The cut outs with and without the holes in them.

toad stools_6

That green nail polish is called [My dog sled is a hybrid](#). Which should be reason enough to buy it.

Punch your own holes for a completely custom toad stool.

Make these charming toad stools a staple in your Christmas decor - free printable and cut files

You can make them in the traditional red version. I put a red top on both the front and the back of each toad stool and therefore the file contains two tops per base.

Make these charming toad stools a staple in your Christmas decor - free printable and cut files

Or you can make them a more subtle color by using gold for the top. This is the look I am using for my mantle which will be all white and gold this year.

Make these charming toad stools a staple in your Christmas decor - free printable and cut files Download here 1
Download here for free - for personal use.

Free Download






This is a free download for personal use. You may not sell this download or offer it on your site without my prior written permission.

If you have any suggestions for SVG projects you would like me to make in the future, please let me know in the comments.

If you liked this download, please pin this.

Make these charming toad stools a staple in your Christmas decor - free printable and cut files

Some blog posts contain affiliate links to products I use. [More information](#)
This article: Paper toad stools - free download, template and cut files first appeared on <http://ahomeforcrafts.com>.

Share     

Katja Kromann

About Katja Kromann

I am a Danish American decorating life in Seattle. I love all things design and I am especially passionate about color, scale and texture.

I can't think of anything more fun than coming up with a new project, making it, photographing it and sharing it with you on my websites.

[AHomeForCeramics.com](#) [AHomeForDesign.com](#) [AHomeForFood.com](#)
[AHomeForCrafts.com](#) [My Portfolio](#)

You might also be interested in these posts

[Christmas drum ornament](#) [Christmas trees with wooden stands](#) [Felt flower ornament](#)

[Christmas drum ornament](#) [Christmas trees with wooden stands](#) [Felt flower ornament](#)

[Gift card gift box with bow](#)

Search

Craft Categories

- [Christmas {17}](#)
- [Cricut Tips & Tutorials {2}](#)
- [Downloads {14}](#)
- [Easter {2}](#)
- [Fabric {4}](#)
- [Felt {5}](#)
- [Flowers {2}](#)
- [Gift Wrap {7}](#)
- [Halloween {4}](#)
- [Home Decor {4}](#)
- [Jewelry {1}](#)
- [Parties and Guests {7}](#)
- [Sewing {2}](#)